

**Benel**

adjust



**adjust helps you to achieve better workplace health and physical well-being.**

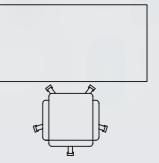
**Integrate these height-adjustable tables into your space, and experience the benefits of alternating between sitting and standing.**

**Boost your circulation, relieve spinal pressure, and enhance muscle use. Burn more calories, and feel lighter, both physically and mentally.**

## **Feel better, work better.**

Sit-to-stand tables are the key to ease of movement. Customisable heights make them a thoughtful and valuable addition to any space.

Suitable for both home and office use, these individual workstations give you the freedom to sit and stand whenever you want, as often as is necessary for better health and productivity.

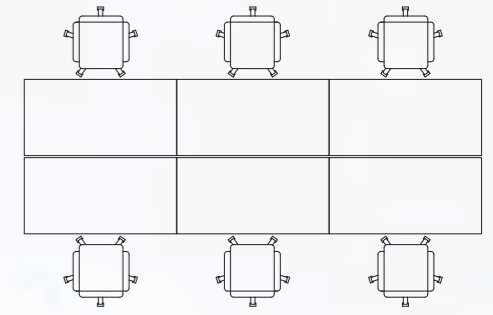


- 2-Leg type 02
- H-Leg type 03
- 3-Leg type 05

## Stay open, stay flexible.

The win-win solution that provides privacy yet facilitates open sharing. Privacy screens create the personal space; integrated cable management keeps the environment clean and neat.

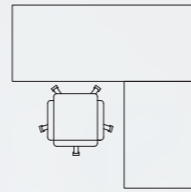
An ideal ergonomic choice for a team that works both independently and in a group, with the flexibility of alternating between sitting and standing.



## More movement, more balance.



Perfect for executive spaces, the L-shaped table gives you the space and freedom you need to sit or stand anytime.



## Features



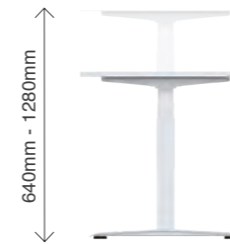
**Convenient Digital Control Switch**  
Clear digital display with four programmable memory settings and customizable upper and lower height limits.



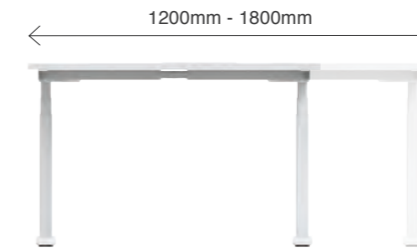
**Seamless Cable Management**  
Built-in flip-up cover for easy access to power points tucked away neatly below the table top.



**Effortless Wire Management**  
Specially designed for stand-alone desks, the flexible cable snake holds as many as six cables to meet a multitude of needs.

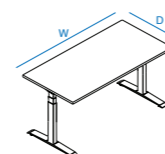


**Telescopic Height Adjustment**  
Table height can be adjusted between 640mm to 1280mm (+/-10mm) in a quick, smooth transition to accommodate most user heights.

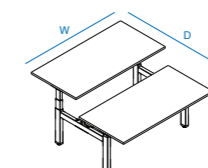


**Extendable Table Frame**  
The table frame accommodates table-top widths ranging from 1200mm to 1800mm (+/-10mm).

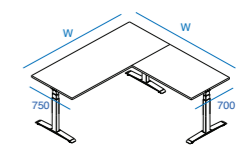
## Specifications



2-Leg Type		(mm)
Width	1200-1800	
Depth	750	
Height	640-1280	



H-Leg Type		(mm)
Width	1500	
Depth	1500	
Height	640-1280	



3-Leg Type		(mm)
Width	1800/1800	
Depth	750/700	
Height	640-1280	